



### District Report Card: 2017


<b>State:</b> Chhattisgarh	<b>District:</b> Mahasamund
<b>Class:</b> 3	<b>Subject:</b> Language
<b>Schools:</b> 58	<b>Students:</b> 881


### Participation/Coverage


#### Students

<div>GENDER</div> <div></div>	Boys				Girls			
	Number		%		Number		%	
	427		48.47		454		51.53	

<div>AREA</div> <div></div>	Rural				Urban			
	Number		%		Number		%	
	881		100.00		0		0.00	

<div>CATEGORY</div> <div></div>	SC		ST		OBC		GEN	
	Number	%	Number	%	Number	%	Number	%
	96	10.90	315	35.75	461	52.33	9	1.02

<div>CWSN</div> <div></div>	LD	VI	HI	S&LD	ID	Oth
	1	1	0	1	1	0

<div>Management</div> <div></div>	Government				Government-aided			
	Number		%		Number		%	
	881		100.00		0		0.00	

### Average Performance of Students in Language (%)

Overall	Gender		Area		Management		Social Group			
	Male	Female	Rural	Urban	Govt.	Aided	SC	ST	OBC	GEN
54.97	56.03	53.96	54.97	0.00	54.97	0.00	49.38	54.18	56.73	51.85

## Performance on Learning Outcomes (LOs)

Learning Outcomes	Description	Average Performance(%)
L304	Reads small texts with comprehension i.e., identifies main ideas, details, sequence and draws conclusions	56.45
L312	Reads printed scripts on the classroom walls: poems, posters, charts etc.	52.01

Range of Performance of Students who Answered Correctly							
Below 30%		30% - 50%		50% - 75%		Above 75%	
Number	%	Number	%	Number	%	Number	%
173	19.64	197	22.36	286	32.46	225	25.54

## Lowest Performing Learning Outcomes (LOs)

1 - Reads printed scripts on the classroom walls: poems, posters, charts etc. (52.01)

2 - Reads small texts with comprehension i.e., identifies main ideas, details, sequence and draws conclusions (56.45)